

Kyra

STAGE ELECTRIC HOIST

Kyra 系列舞台电动葫芦

D8


型号/MODEL: Kyra-D8 320 (2Br)

起升速度/LIFTING SPEED: 4M/MIN

起升重量/SAFE WORKING LOAD: 320KG

产品符合德国 BGV D8(DGUV VORSCHRIFT 54)标准

THE PRODUCT COMPLIES WITH THE GERMAN BGV D8 (DGUV VORSCHRIFT 54) STANDARD



CONTENTS

目录

产品简介 2

技术数据 3

标准配置 3

选装配置 3

线形图 4

产品爆炸图 7

电器数据 9

PRODUCT INTRODUCTION .. 2

TECHNICAL DATA 3

STANDARD VERSION 3

OPTIONAL CONFIGURATION 3

LINE GRAPH 4

PRODUCTS EXPLOSION VIEW 8

ELECTRICAL DATA 9



无需拆卸即可正倒挂。

Easy forward and reverse hanging without disassembly.

- Rugged shell, small, fashion, easy to carry.
- Matte black surface, avoid light pollution, more convenient for use.
- Strong power, flexible and stable operation.
- Protection grade IP66, can work in the rain.
- G100 load chain, 8 times safety factor.
- Precision chain guide with 5 pocket sprockets for smoother operation.
- Helical gear transmission, gear grade 6, operating noise ≤ 60 db.
- The lower hook ring design, more safe to use with the shackle.
- Nylon chain guide for smooth chain operation.
- High-strength aluminum alloy shell, die-cast aluminum gearbox, strong & durable.
- With patented friction clutch for overload protection.
- Electromagnetic brake, higher safety.
- Specially designed chain bag, no disassembly, easily hung upside down.
- The sliding clutch is between the motor and the brake. Power from the brake to the load is transmitted by form-fitting gear parts. Even with serious clutch wear, the load won't fall uncontrollably as the brake can hold it in any position.
- Clutch is made of non-asbestos material.
- 机身坚固，外观小巧、时尚，搬运方便。
- 表面哑光黑处理，避免光污染，使用更方便。
- 动力强劲，运行灵活稳定。
- 整机防护等级IP66，可在雨中作业。
- 100级链条，8倍安全系数。
- 配有5个链窝链轮的精密导链器，运行更顺滑。
- 斜齿齿轮传动，齿轮等级6级，运行噪音 ≤ 60 分贝。
- 下钩吊环设计，配合卸扣使用更安全。
- 尼龙导链器，确保链条运行顺畅。
- 高强度铝合金外壳与压铸铝齿轮箱，坚固耐用。
- 搭配获得专利的摩擦离合器，用于过载保护。
- 电磁刹车制动，安全性更高。
- 链条袋经过特设计，无需拆卸，可轻松实现倒挂。
- 滑动离合器位于电动机和制动器之间，能很好地控制住传动部件，即使离合器磨损严重或损坏，负载也不会失去控制坠落，因为负载可以被制动器固定在任何位置。
- 离合器采用非石棉材质。

标准配置

- 设备型号: Kyra-D8 320 (2Br)
- 起重量符合 BGV D8(DGUV Vorschrift 54): 320Kg 双刹车
- 提升速度(m/min): 4
- 直接控制: 380-415V、3ph、50/60Hz;
220-230V、3ph、50/60Hz (见图6, P9)
- 1m电缆, 带CEE-16 / 4
- 链条尺寸 EN818-7(mm): 4*12
- 链条重量 (Kg/m): 0.35
- 链条的动态安全系数: 最小值 5:1
- 链条等级: G100
- 链条表面: 磷化(黑)
- 导链器: 带有5个链窝链轮的精密导链器
- 链条行数: 1
- 链条袋: 1纺织链条袋, 可拆卸, ≤30米
- 离合器: 获得专利的摩擦离合器
用于过载保护。
- 满载噪音(dB): ≤60
- 制动器: 2个直流制动
- 吊钩: 1个下(可旋转)
- 悬挂方式: 吊环悬挂
- 安装方式: 自爬或固定
- 塑料手柄: 无
- 防护等级: IP66
- 不含链条重量及吊环、控制线裸机重量(kg): 12
- 电机功率(KW): 0.22
- 电流消耗(A): 1
- 机械等级/FEM9.511: 1Bm/25%ED
- 颜色: 黑色, 色号RAL 9005 哑光

选装配置

- **电子限位 选装** 直接调节上下电子触点限位(见图8,P10)
- **编码器 选装** 安装增量式编码器或预留编码器安装位(低速链轮输出轴或高速电机轴)
- **悬挂方式 选装** 旋转吊钩(见图3,P5)
- **称重检测 选装** 称重传感器
- **链条表面处理 选装** 镀锌(白)

STANDARD VERSION

- MODEL: Kyra-D8 320 (2Br)
- SWL acc. BGV D8(DGUV Vorschrift 54): 320Kg double brake
- Lifting Speed (m/min): ca. 4
- Direct Control : 380-415V, 3ph, 50/60Hz;
220-230V, 3ph, 50/60Hz (See Figure 6, P9)
- 1m Cable with CEE-16/4
- Chain acc. EN818-7 (mm): 4*12
- Chain net weight (Kg/M): ca. 0.35
- Dynamic safety factor for chain: min. 5:1
- Grade of chain: 100
- Chain surface: Phosphating (black)
- Chain Guide: Precise chain guide with 5-pocket chain wheel
- Chain falls: 1
- Chain bag: 1 textile chain bag, detachable, ≤30 meters
- Clutch: Patented friction clutch for overload protection
- Full load noise leve (db): ≤60
- Brake: 2 DC brakes
- Load hook: 1-fall / turnable
- Suspension: suspension ring
- Mounting position: climbing & stationary
- Plastic handles: Without
- Protection level: IP 66
- Net weight without chain, hook & suspension, direct control (kg): 12
- Motor power(KW): ca. 0.22
- Current consumption (A): ca. 1.0
- Mechanism class /FEM9.511: 1Bm/ 25% ED
- Color:black, RAL 9005 matt

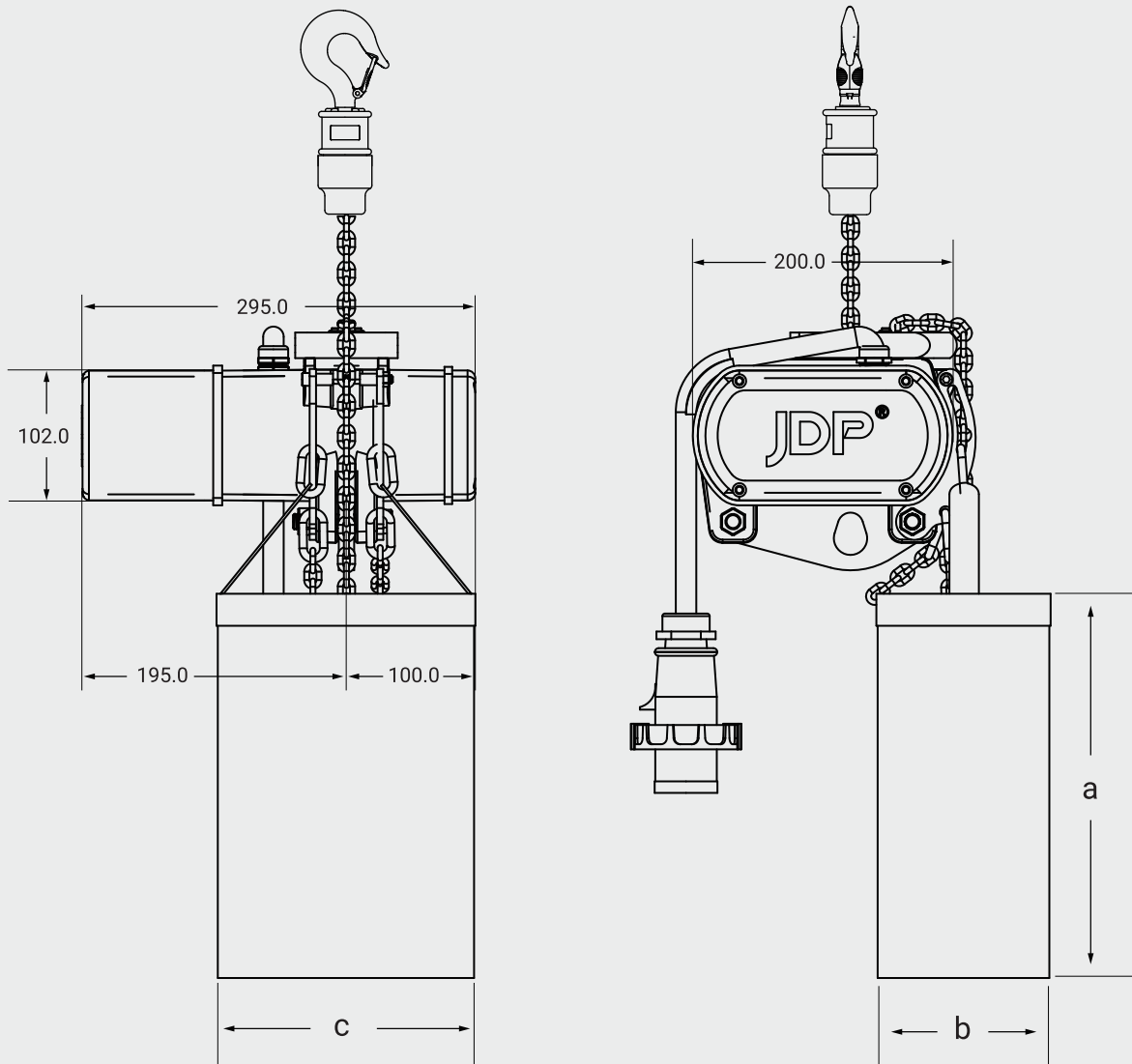
OPTIONAL

- **Electronic limit switch, optional**, directly adjust the up and down electronic contact limit switch(See Figure 8, P10)
- **Encoder, optional**, install incremental encoder or reserved encoder installation position (low-speed sprocket output shaft or high-speed motor shaft)
- **Suspension method, optional**, swivel hook(See Figure3, P5)
- **Weighing detection, optional**, load cell
- **Chain surface, optional**, galvanized (white)

ELECTRIC CHAIN HOIST SIZE

电动葫芦尺寸表

图1/Figure 1



链条袋规格/CHAIN BAG SPECIFICATION			
链条长度 CHAIN LENGTH(m)	链条袋尺寸/CHAIN BAG SIZE(mm)		
	a	b	c
10	150	120	150
15	150	120	150
20	200	120	200
25	200	120	200
30	200	120	200

注：单位mm/Note:Unit mm

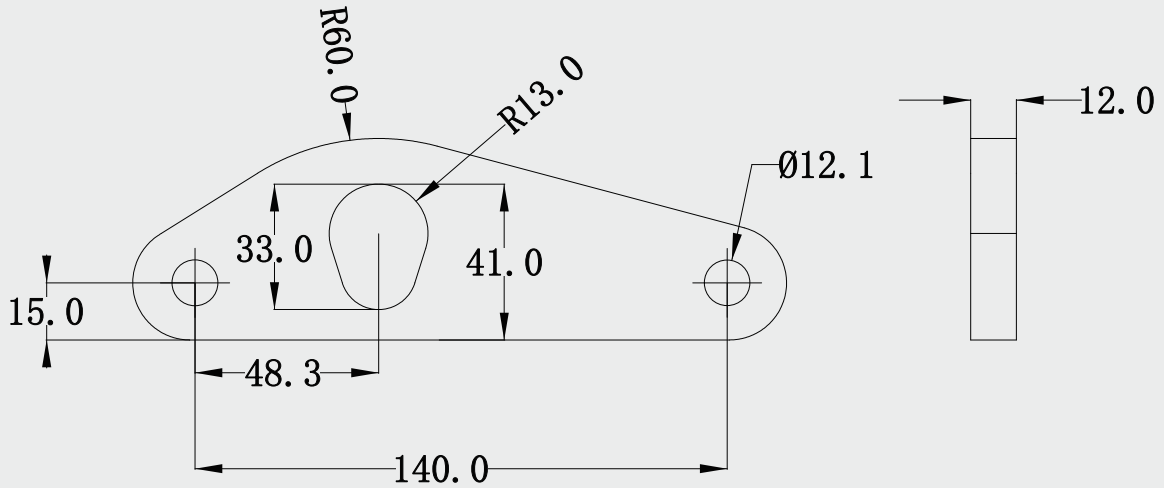
OPTIONAL HOOK SUSPENSION ASSEMBLY

吊挂组件

配置1: 单孔悬挂板组件

Standard 1: Single hole suspension plate assembly

图2/Figure 2

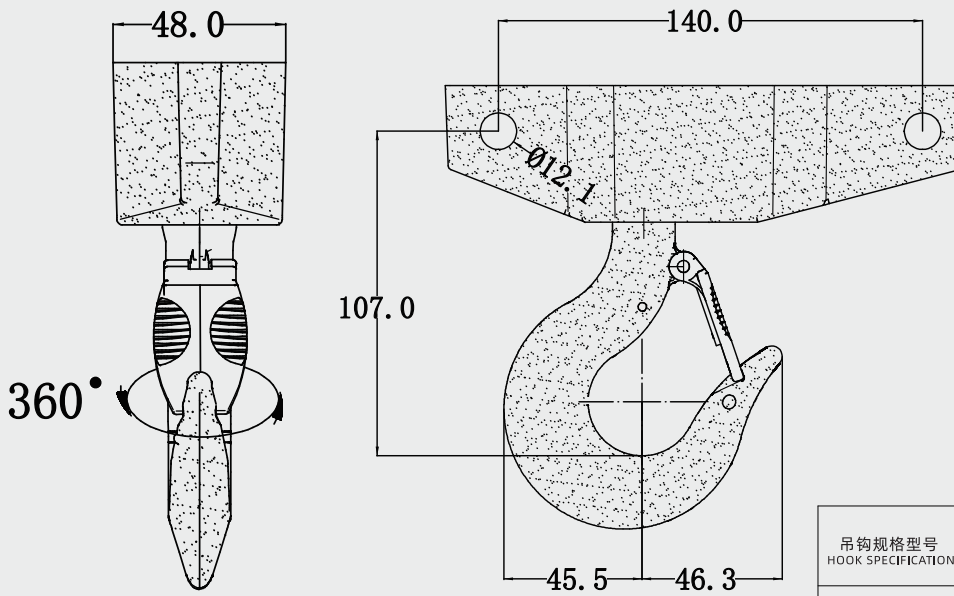


注: 单位mm/Note:Unit mm

配置2: 360°旋转吊钩悬挂组件

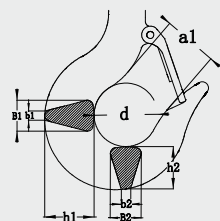
Standard 2: 360° rotating hook suspension assembly

图3/Figure 3



注: 单位mm/Note:Unit mm

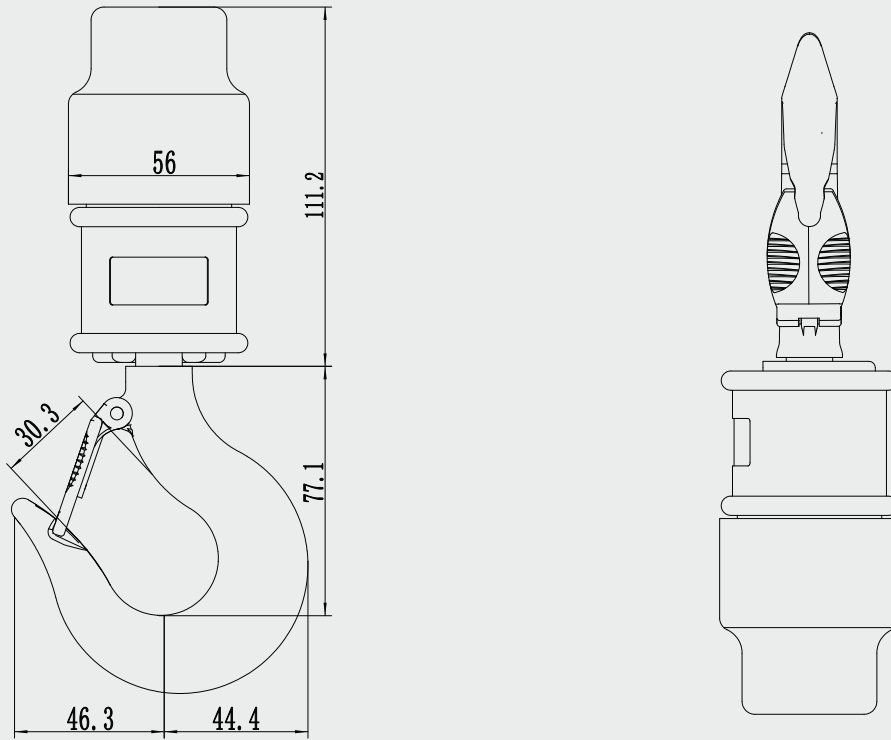
吊钩规格型号 HOOK SPECIFICATION	b1	B1	b2	B2	h1	h2	d	a1
J-D-0.5T	5.1	17.3	5.1	17.3	27.7	23.7	35.5	30.5



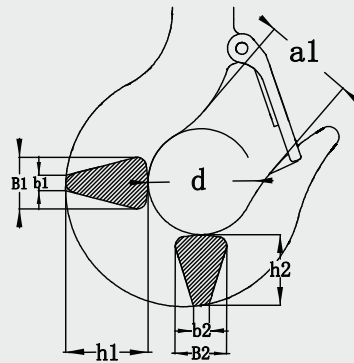
HOOK ASSEMBLY

吊钩组件

图4/Figure 4



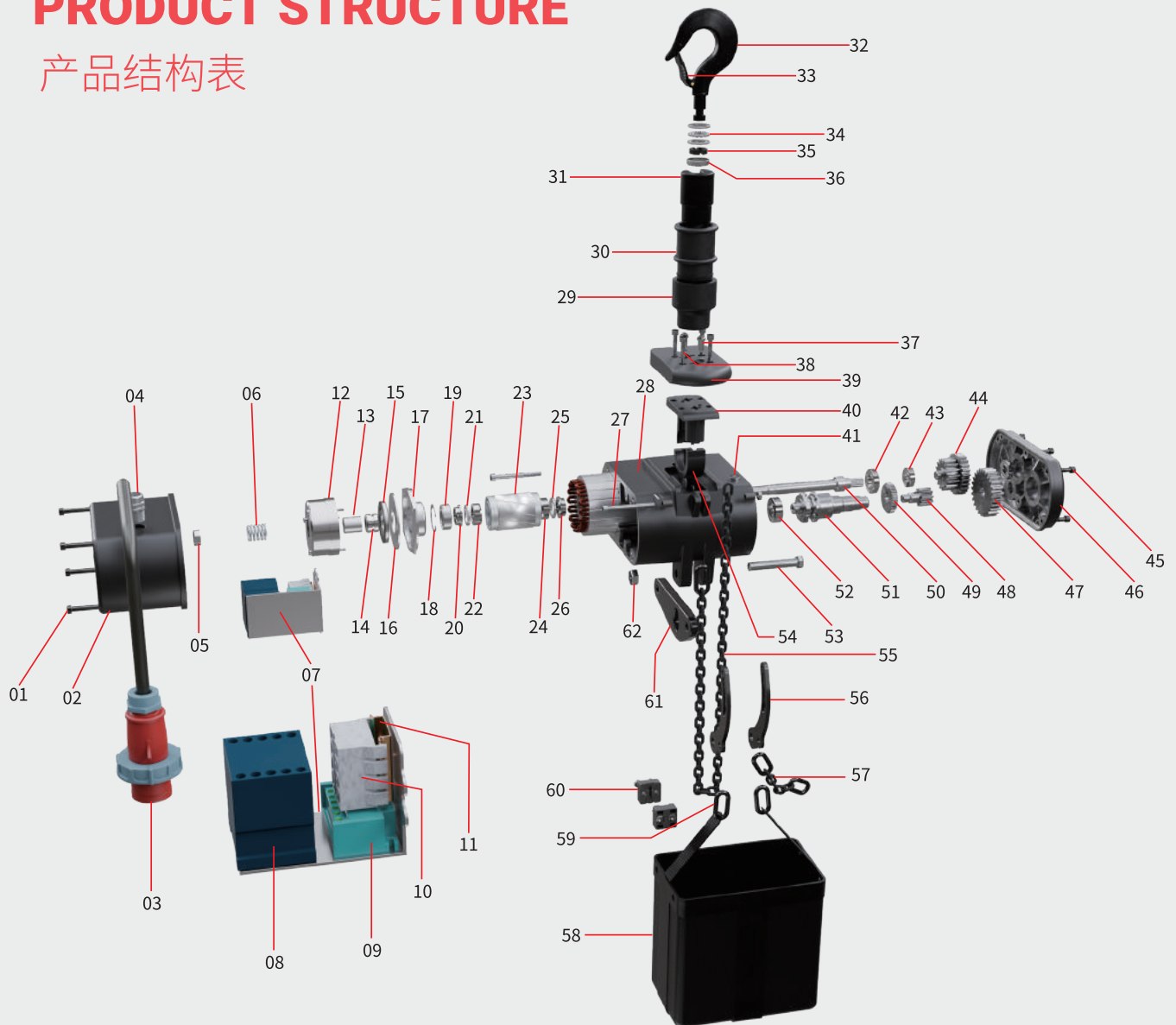
吊钩规格型号 HOOK SPECIFICATION	b1	B1	b2	B2	h1	h2	d	a1
J-D-0.5T	5.1	17.3	5.1	17.3	27.7	23.7	35.5	30.5



注：单位mm/Note:Unit mm

PRODUCT STRUCTURE

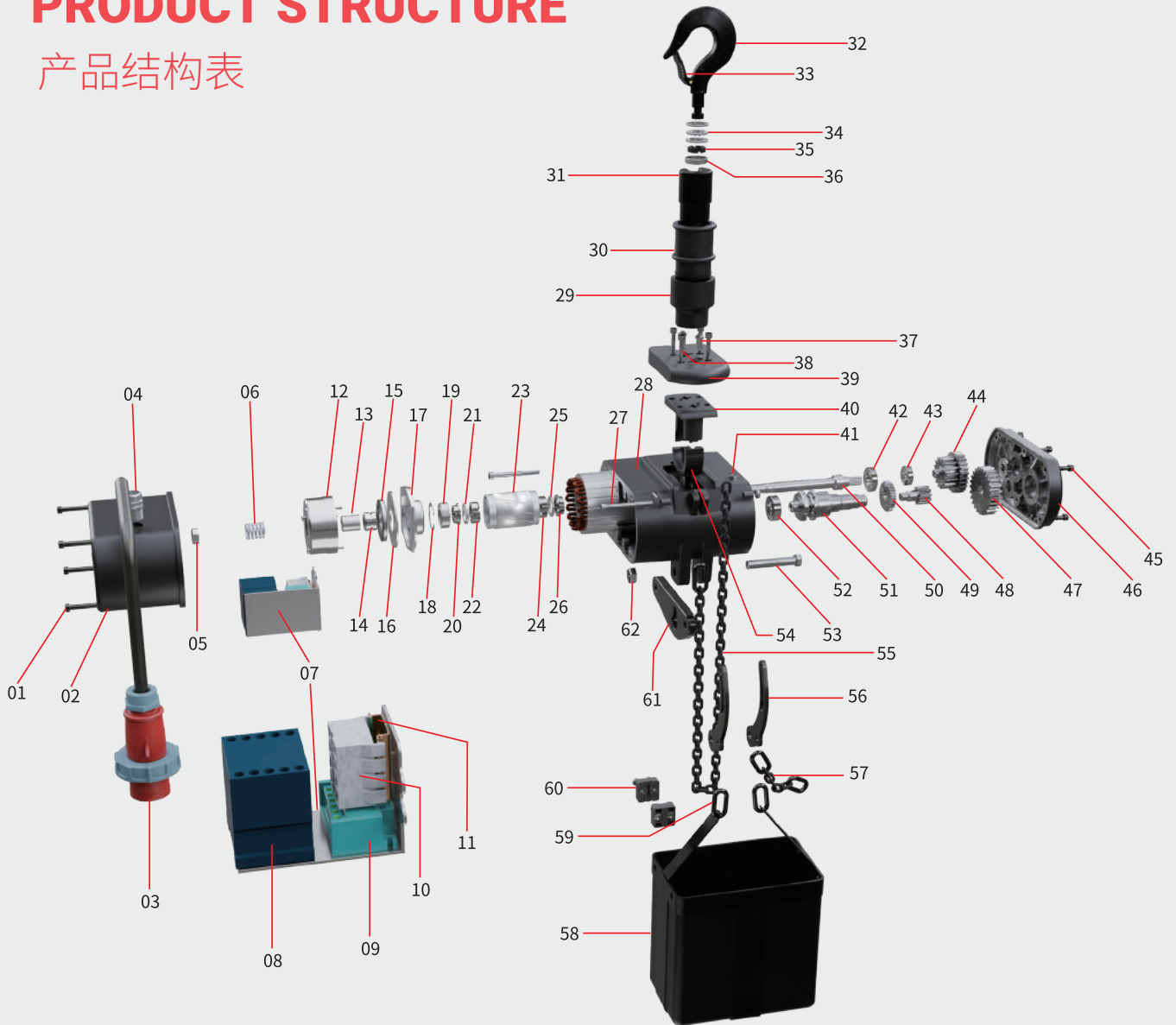
产品结构表



01:电器端盖螺丝	16:制动器底板-2	31:下钩夹板H4	46:齿轮箱盖
02:电器刹车盖	17:制动器底座	32:下钩	47:输出齿轮
03:航空插头	18:卡簧	33:保险卡	48:中间齿轮2
04:铜接头	19:轴承	34:单向推力球轴承	49:中间齿轮
05:离合器调节螺母	20:离合压片-1	35:下钩两半圆固定圈	50:转子轴
06:调节弹簧	21:离合摩擦片-1	36:两半圆固定圈	51:链轮
07:电器	22:离合压套-1	37:限位开关	52:链轮轴承
08:高压接触器	23:转子	38:导链架固定螺丝	53:上钩轴
09:整流器	24:离合压套-2	39:出链盖板	54:护链器
10:接线端子	25:离合摩擦片-2	40:导链架	55:链条
11:卡轨	26:离合压片-2	41:油堵	56:链袋挂件
12:电磁制动器-2	27:链袋架螺栓	42:转子轴承	57:安全保护环链
13:制动器调节套	28:齿轮箱体	43:中间齿轮轴承	58:储链袋
14:制动齿轮	29:下钩胶套A	44:中间齿轮1	59:环形链接环
15:制动摩擦片-2	30:下钩胶套B	45:电器端盖螺丝	60:链条锁块
			61:上钩吊环
			62:上钩螺母

PRODUCT STRUCTURE

产品结构表



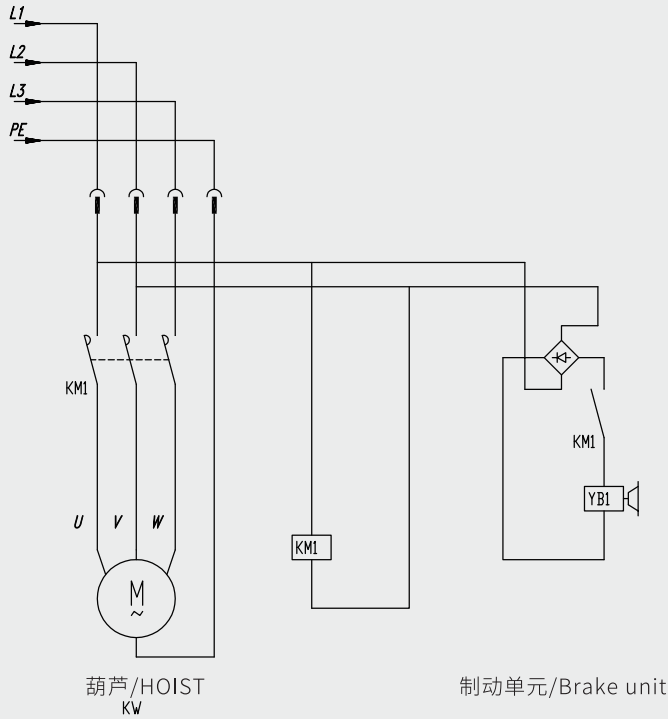
- | | | | |
|---------------------------------------|--------------------------------|--|-----------------------------|
| 01: electrical equipment cover screws | 16: brake base plate-2 | 31: lower hook cleat H4 | 46: gear box cover |
| 02: electrical brake cover | 17: brake base | 32: down hook | 47: output gear |
| 03: flight plug | 18: circlip | 33: safety latch | 48: middle gear 2 |
| 04: copper joint | 19: bearing | 34: one-way thrust bearing | 49: middle gear |
| 05: clutch adjustment nut | 20: clutch pressing disk-1 | 35: two semi-circle fixing rings
for the lower hook | 50: rotor shaft |
| 06: adjustment spring | 21: clutch friction disk-1 | 36: two half-circle retaining ring | 51: chain wheel |
| 07: electrical equipment | 22: clutch press sleeve-1 | 37: limited switch | 52: chain wheel bearing |
| 08: high voltage contactor | 23: rotor | 38: chain guide fixing screws | 53: up hook shaft |
| 09: rectifier | 24: clutch press sleeve-2 | 39: chain out cover | 54: chain guide |
| 10: terminals | 25: clutch friction disk-2 | 40: chain guide | 55: chain |
| 11: safety rail | 26: clutch pressing disk-2 | 41: oil seal | 56: chain bag pendant |
| 12: DC brake-2 | 27: chain bag holder bolts | 42: rotor bearing | 57: safety protection chain |
| 13: brake adjustment sleeve | 28: gear box | 43: middle gear bearing | 58: chain bag |
| 14: brake gear | 29: lower Hook Rubber Sleeve A | 44: middle gear 1 | 59: ring link |
| 15: brake friction disk-2 | 30: lower Hook Rubber Sleeve B | 45: electrical equipment cover screws | 60: chain lock block |
| | | | 61: up hook ring |
| | | | 62: up hook nut |

ELECTRICAL WIRING DIAGRAM

电器线路图

直接控制-单刹 -3ph/High voltage directly control-single brake-3ph

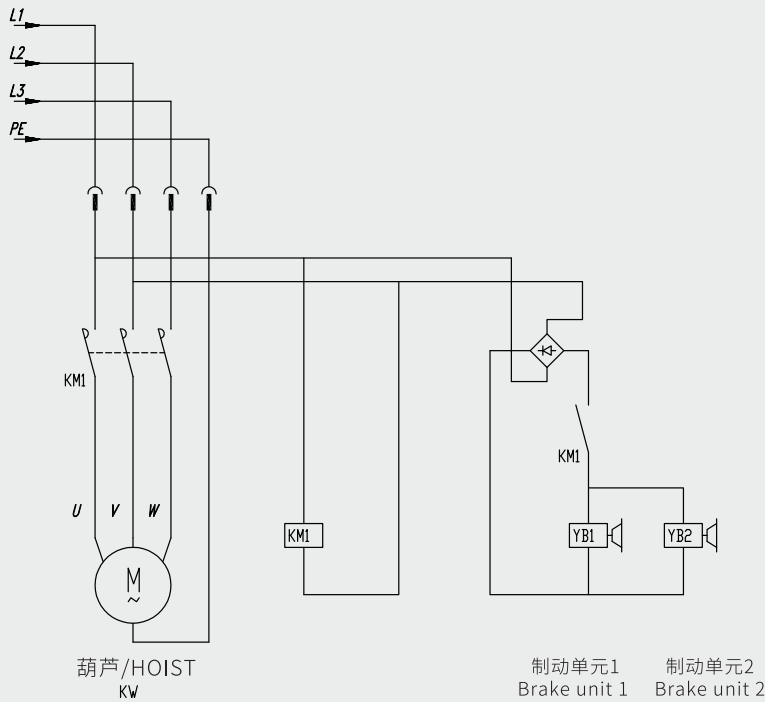
图5/Figure 5



注：不带限位/Note: without limit switch

直接控制-双刹 -3ph/High voltage directly control-double brake-3ph

图6/Figure 6



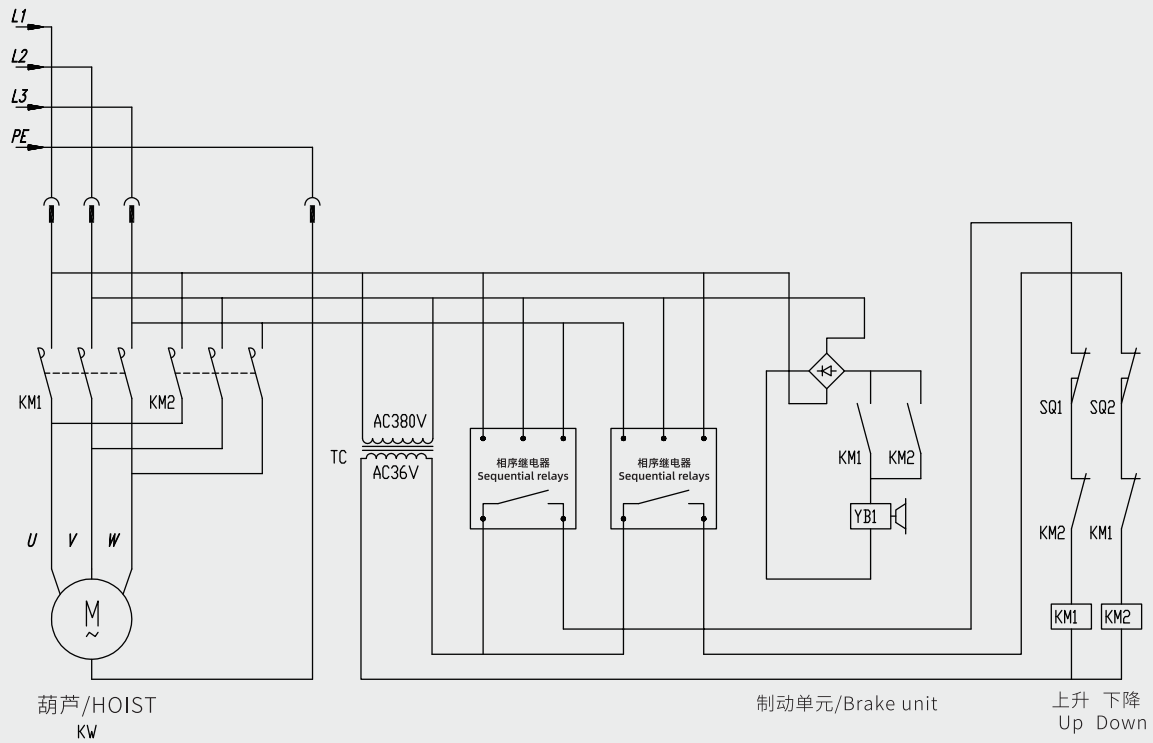
注：不带限位/Note: without limit switch

ELECTRICAL WIRING DIAGRAM

电器线路图

直接控制-单刹 -3ph/High voltage directly control-single brake-3ph

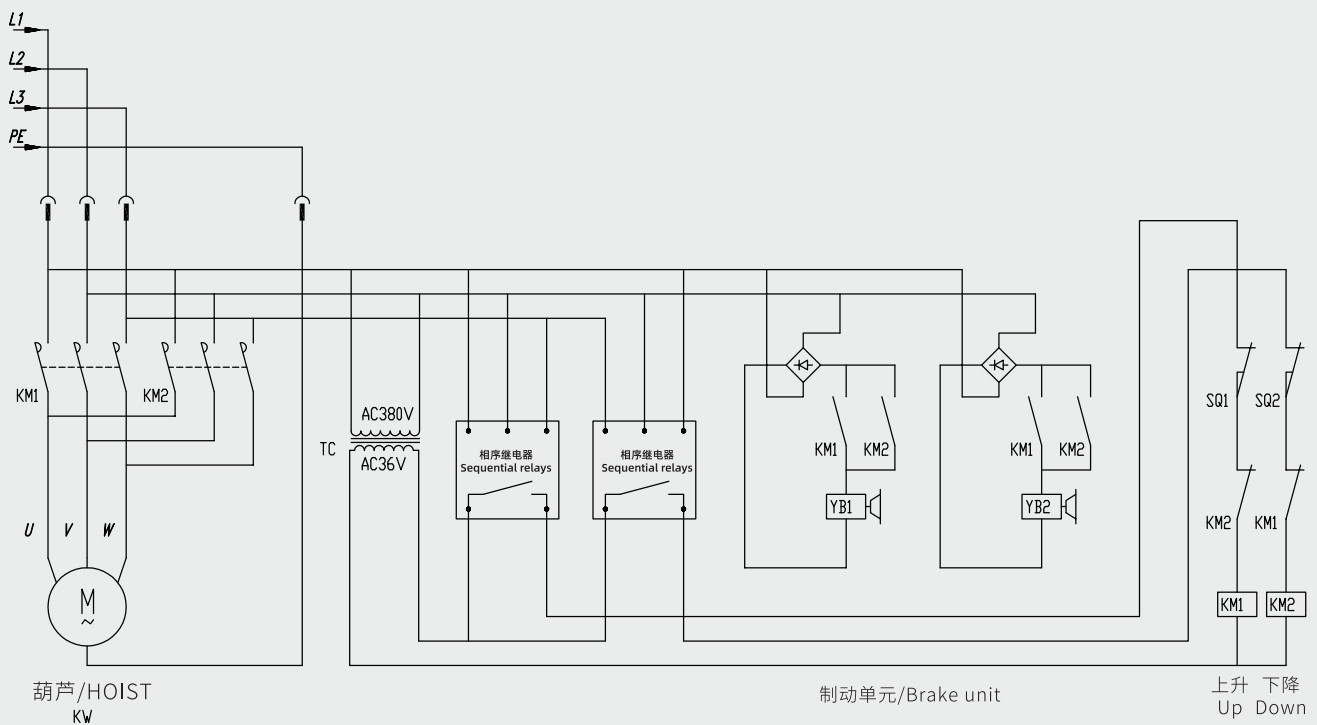
图7/Figure 7



注：带限位/Note: with limit switch

直接控制-双刹 -3ph/High voltage directly control-double brake-3ph

图8/Figure 8



注：带限位/Note: with limit switch

www.jdp.top

+86 13315233723

Email:admin@jdp.top

JDP China Drive Systems Co., Ltd