

Kyra

STAGE ELECTRIC HOIST

Kyra 系列舞台电动葫芦

**D8
Plus**

型号/MODEL: Kyra-D8 PLUS 250

起升速度/LIFTING SPEED: 4M/MIN

起升重量/SAFE WORKING LOAD: 250KG

产品符合 D8 PLUS 安全等级要求，依据 IGWW SQP2 标准，并通过 TÜV 测试。

The product meets D8 PLUS requirements in accordance with IGWW SQP2, tested by TÜV.



CONTENTS

目录

产品简介 2

技术数据 3

标准配置 3

选装配置 3

线形图 4

产品爆炸图 7

电器数据 9

PRODUCT INTRODUCTION ... 2

TECHNICAL DATA 3

STANDARD VERSION 3

OPTIONAL CONFIGURATION 3

LINE GRAPH 4

PRODUCTS EXPLOSION VIEW 8

ELECTRICAL DATA 9



产品图片仅供参考，以实物为准。

Images are for reference only. Please refer to the actual product.

- Rugged shell, small, fashion, easy to carry.
- Matte black surface, avoid light pollution, more convenient for use.
- Strong power, flexible and stable operation.
- Protection grade IP66, can work in the rain.
- G100(DAT) load chain, 8 times safety factor.
- Precision chain guide with 5 pocket sprockets for smoother operation.
- Helical gear transmission, gear grade 6, operating noise ≤ 60 dB.
- The lower hook ring design, more safe to use with the shackle.
- Nylon chain guide for smooth chain operation.
- ADC12 aluminum alloy shell, die-cast aluminum gearbox, strong & durable.
- With patented friction clutch for overload protection.
- Electromagnetic brake, higher safety.
- Specially designed chain bag, no disassembly, easily hung upside down.
- The sliding clutch is between the motor and the brake. Power from the brake to the load is transmitted by form-fitting gear parts. Even with serious clutch wear, the load won't fall uncontrollably as the brake can hold it in any position.
- Clutch is made of non-asbestos material.



无需拆卸即可正倒挂。

Easy forward and reverse hanging without disassembly.

- 机身坚固，外观小巧、时尚，搬运方便。
- 表面哑光黑处理，避免光污染，使用更方便。
- 动力强劲，运行灵活稳定。
- 整机防护等级IP66，可在雨中作业。
- 100级（DAT）链条，8倍安全系数。
- 配有5个链窝链轮的精密导链器，运行更顺滑。
- 斜齿齿轮传动，齿轮等级6级，运行噪音 ≤ 60 分贝。
- 下钩吊环设计，配合卸扣使用更安全。
- 尼龙导链器，确保链条运行顺畅。
- ADC12高强度铝合金外壳与压铸铝齿轮箱，坚固耐用。
- 搭配获得专利的摩擦离合器，用于过载保护。
- 电磁刹车制动，安全性更高。
- 链条袋经过特设计，无需拆卸，可轻松实现倒挂。
- 滑动离合器位于电动机和制动器之间，能很好地控制住传动部件，即使离合器磨损严重或损坏，负载也不会失去控制坠落，因为负载可以被制动器固定在任何位置。
- 离合器采用非石棉材质。

标准配置

- 设备型号: Kyra-D8 PLUS 250
- 起重量符合 DGUV V54 (D8 PLUS): 250KG 双刹车
- 提升速度(m/min): 4
- 供电电压: 380-415V、3ph、50/60Hz;
220-230V、3ph、50/60Hz (见图6, P9)
1m电缆, 带CEE-16/4
- 链条尺寸 EN818-7(mm): 4*12
- 链条重量 (KG/m): 0.35
- 链条等级: G100 (DAT)
- 链条安全系数: 8:1
- 链条表面: 磷化(黑)
- 导链器: 带有5个链窝链轮的精密导链器
- 链条行数: 1
- 链条袋: 1纺织链条袋, 可拆卸, ≤40米
- 离合器: 获得专利的摩擦离合器
用于过载保护。
- 满载噪音(dB): ≤60
- 制动器: 2个直流制动
- 吊钩: 1个下(可旋转)
- 悬挂方式: 吊环悬挂
- 安装方式: 自爬或固定
- 手柄: 可选
- 防护等级: IP66
- 不含链条重量及吊环、控制线裸机重量(KG): 12
- 电机功率(KW): 0.22
- 电流消耗(A): 1
- 机械等级: FEM 2m/ISO M5
- 颜色: 黑色, 色号RAL 9005 哑光

选装配置

- **电子限位 选装** 直接调节上下电子触点限位(见图8,P10)
- **编码器 选装** 安装增量式编码器或预留编码器安装位(低速链轮输出轴或高速电机轴)
- **悬挂方式 选装** 旋转吊钩(见图3,P5)
- **称重检测 选装** 称重传感器
- **链条表面处理 选装** 镀锌(白)

STANDARD VERSION

- Model: Kyra-D8 PLUS 250
- SWL acc. DGUV V54 (D8 PLUS): 250KG double brake
- Lifting speed (m/min): ca. 4
- Supply voltage: 380-415V, 3ph, 50/60Hz;
220-230V, 3ph, 50/60Hz (See Figure 6, P9)
1m cable with CEE-16/4
- Chain acc. EN818-7 (mm): 4*12
- Chain net weight (KG/M): ca. 0.35
- Grade of chain: 100 (DAT)
- Chain safety factor: 8:1
- Chain surface: phosphating (black)
- Chain guide: precise chain guide with 5-pocket chain wheel
- Chain falls: 1
- Chain bag: 1 textile chain bag, detachable, ≤40 meters
- Clutch: patented friction clutch for overload protection
- Full load noise leve (dB): ≤60
- Brake: 2 DC brakes
- Load hook: 1-fall / turnable
- Suspension: suspension ring
- Mounting position: climbing & stationary
- Handles: optional
- Protection level: IP66
- Net weight without chain, hook & suspension, direct control (KG): 12
- Motor power (KW): ca. 0.22
- Current consumption (A): ca. 1.0
- Mechanisom group: FEM 2m/ISO M5
- Color: black, RAL 9005 matt

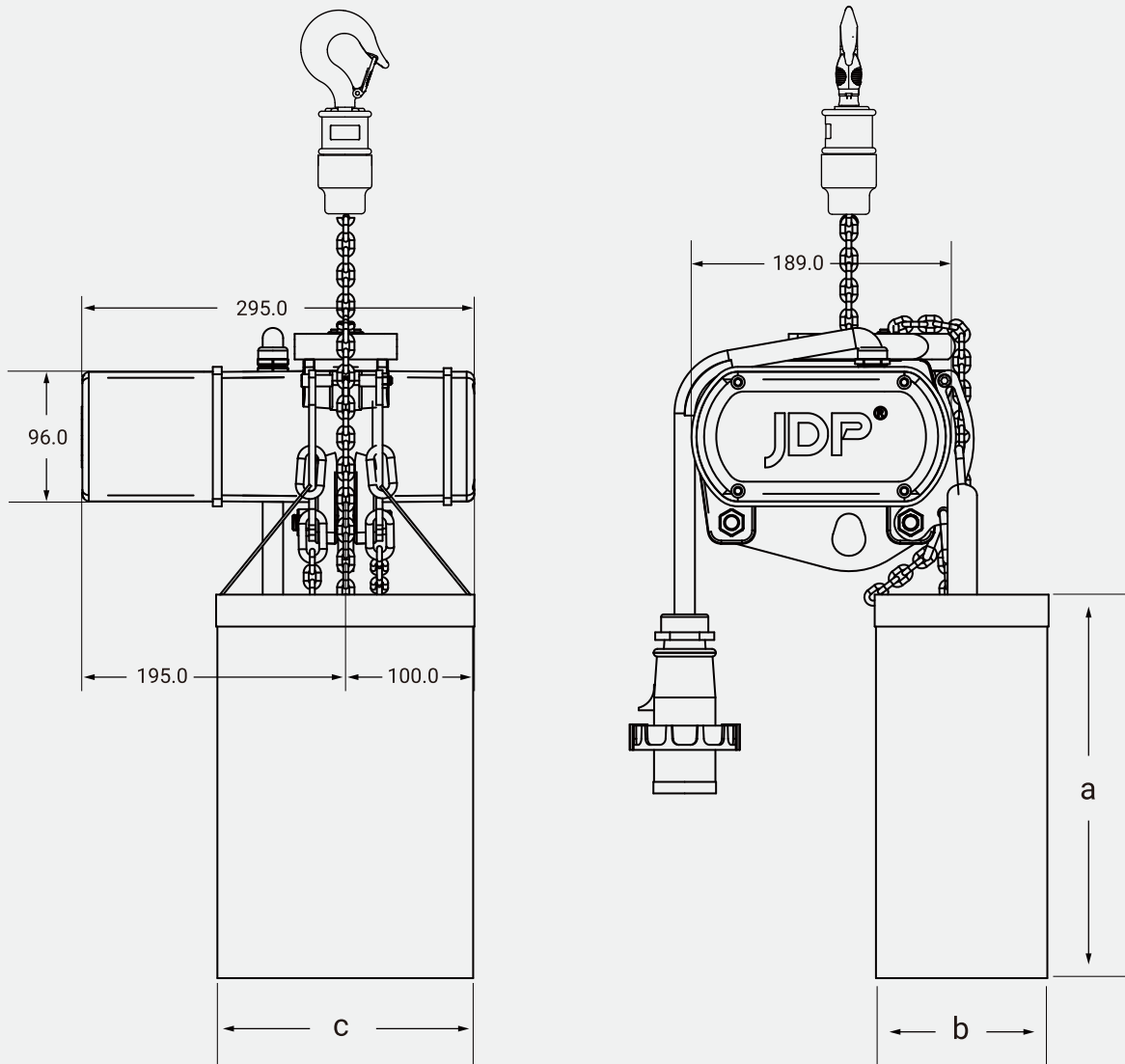
OPTIONAL

- **Electronic limit switch, optional**, directly adjust the up and down electronic contact limit switch(See Figure 8, P10).
- **Encoder, optional**, install incremental encoder or reserved encoder installation position (low-speed sprocket output shaft or high-speed motor shaft).
- **Suspension method, optional**, swivel hook(See Figure3, P5).
- **Weighing detection, optional**, load cell.
- **Chain surface, optinoal**, galvanized (white).

ELECTRIC CHAIN HOIST SIZE

电动葫芦尺寸表

图1/Figure 1



链条袋规格/CHAIN BAG SPECIFICATION			
链条长度 CHAIN LENGTH(m)	链条袋尺寸/CHAIN BAG SIZE(mm)		
	a	b	c
10	150	120	150
15	150	120	150
20	200	120	200
25	200	120	200
30	200	120	200

注：单位mm/Note:Unit mm

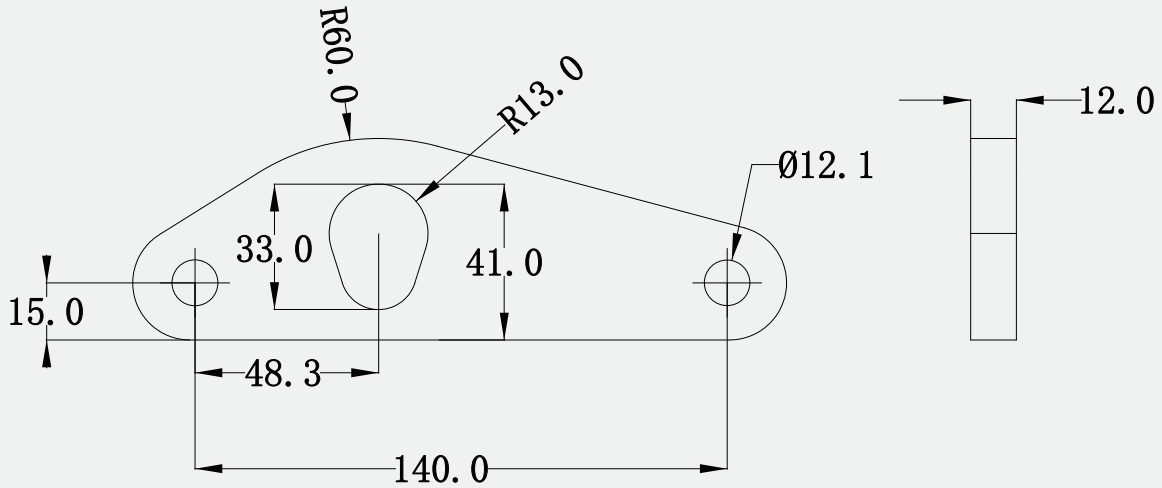
OPTIONAL HOOK SUSPENSION ASSEMBLY

吊挂组件

配置1: 单孔悬挂板组件

Standard 1: Single hole suspension plate assembly

图2/Figure 2

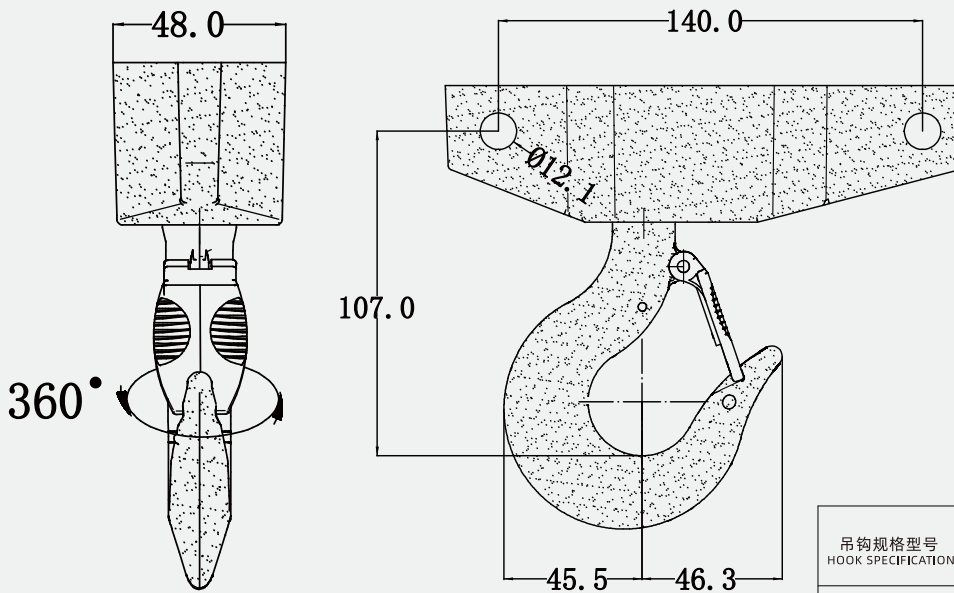


注: 单位mm/Note:Unit mm

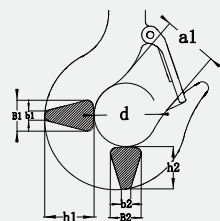
配置2: 360°旋转吊钩悬挂组件

Standard 2: 360° rotating hook suspension assembly

图3/Figure 3



吊钩规格型号 HOOK SPECIFICATION	b1	B1	b2	B2	h1	h2	d	a1
J-D-0.5T	5.1	17.3	5.1	17.3	27.7	23.7	35.5	30.5

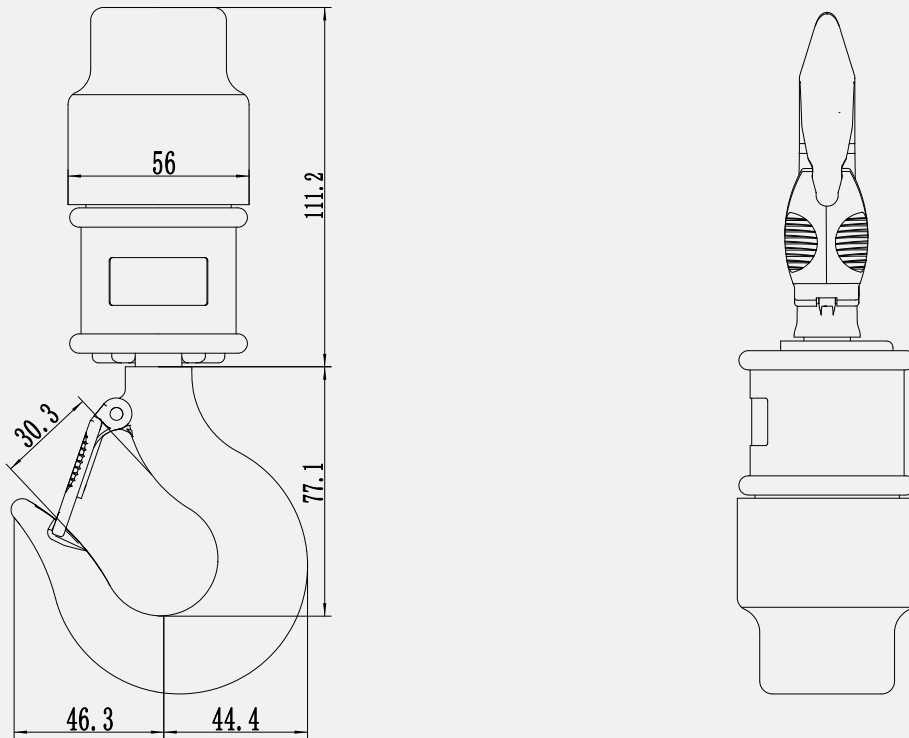


注: 单位mm/Note:Unit mm

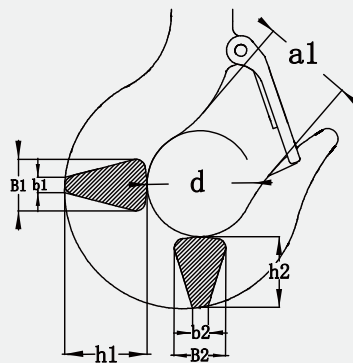
HOOK ASSEMBLY

吊钩组件

图4/Figure 4



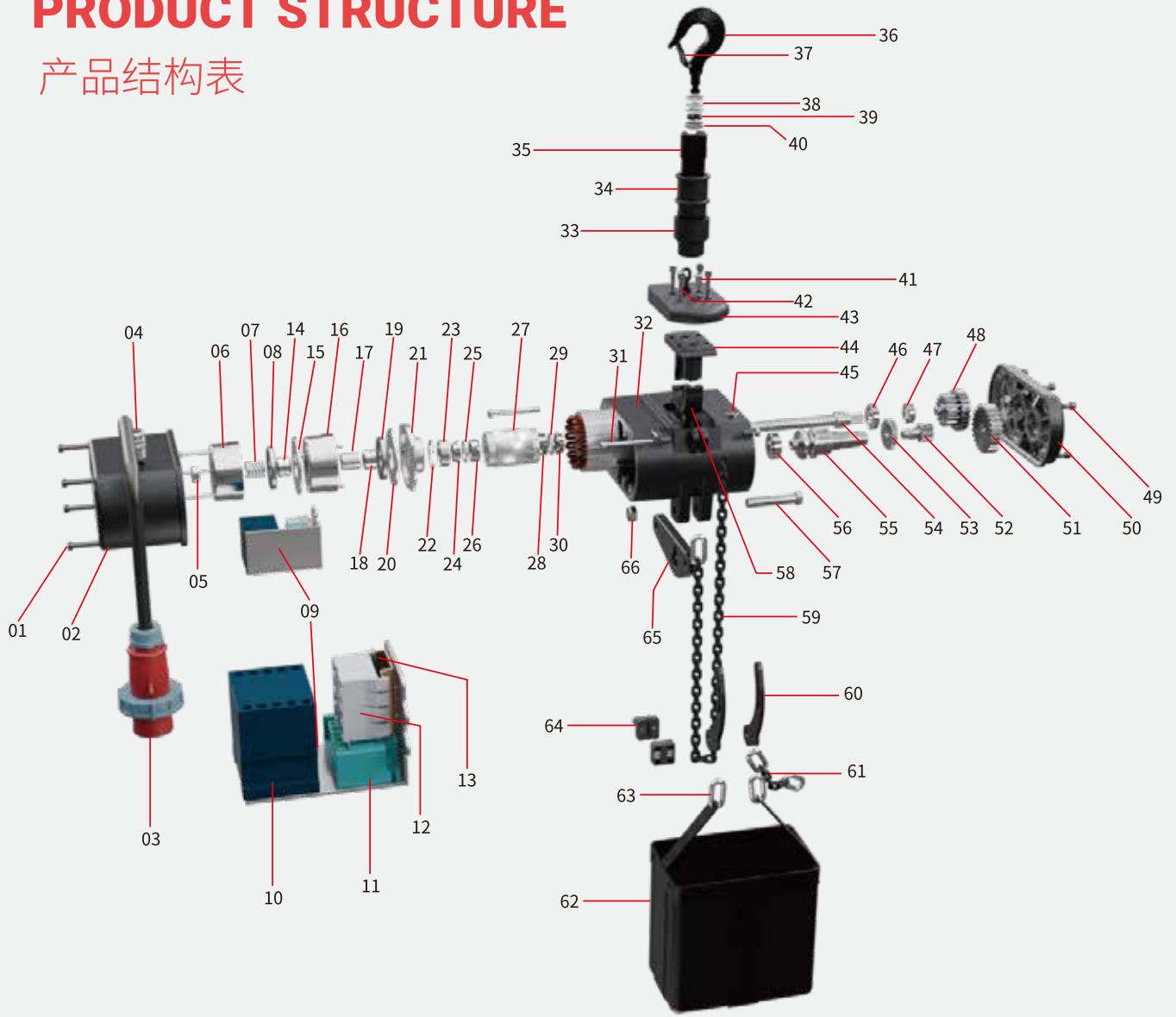
吊钩规格型号 HOOK SPECIFICATION	b1	B1	b2	B2	h1	h2	d	a1
J-D-0.5T	5.1	17.3	5.1	17.3	27.7	23.7	35.5	30.5



注：单位mm/Note:Unit mm

PRODUCT STRUCTURE

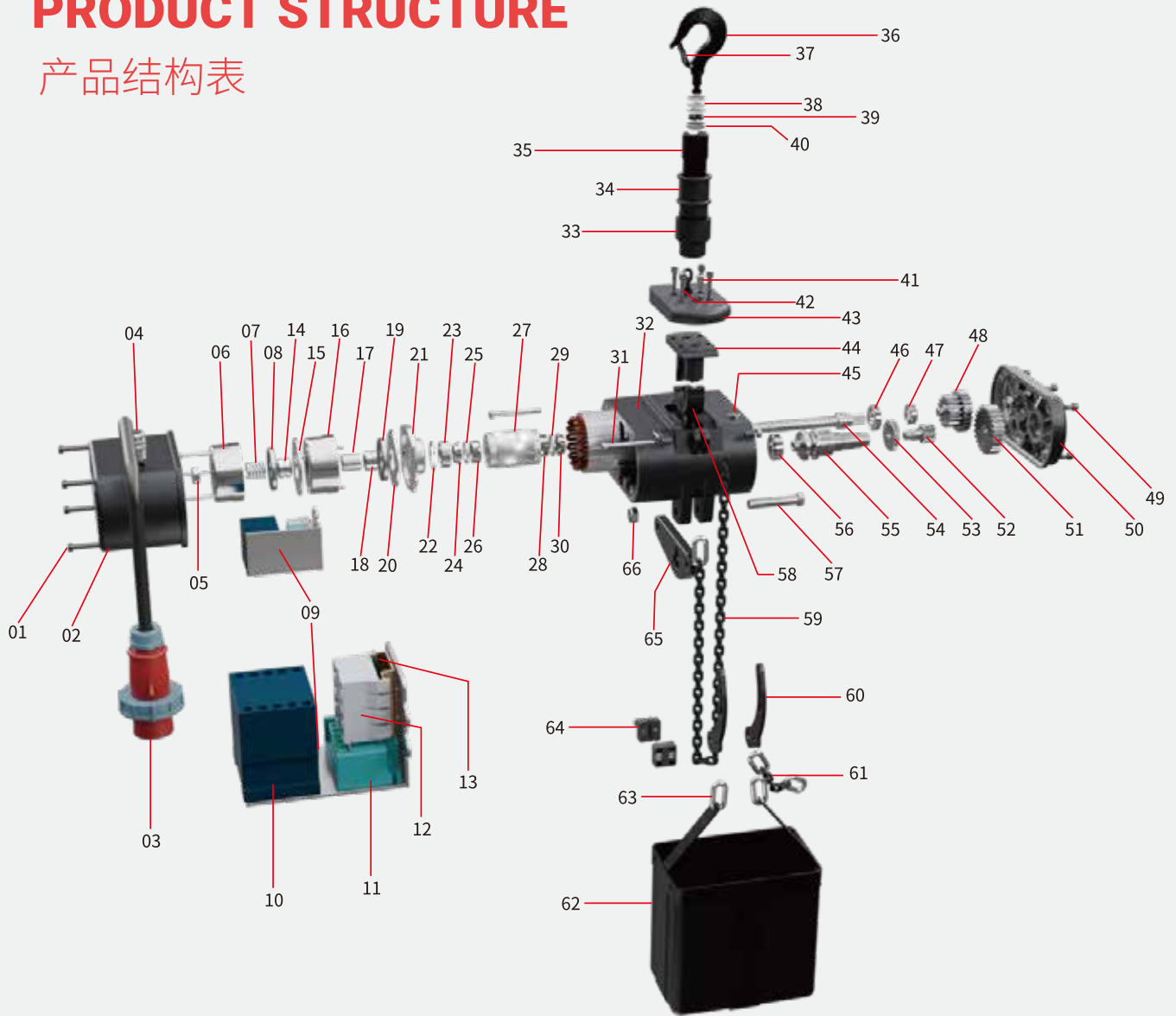
产品结构表



- | | | | |
|------------|------------|-------------|-----------|
| 01:电器端盖螺丝 | 17:制动器调节套 | 33:下钩胶套A | 50:齿轮箱端盖 |
| 02:电器刹车盖 | 18:制动齿轮 | 34:下钩胶套B | 51:输出齿轮 |
| 03:航空插头 | 19:制动摩擦片-2 | 35:下钩夹板H4 | 52:中间齿轮2 |
| 04:铜接头 | 20:制动器底板-2 | 36:下钩 | 53:中间齿轮 |
| 05:离合器调节螺母 | 21:制动器底座 | 37:保险卡 | 54:转子轴 |
| 06:电磁制动器 | 22:卡簧 | 38:单向推力球轴承 | 55:链轮 |
| 07:调节弹簧 | 23:轴承 | 39:下钩两半圆固定圈 | 56:链轮轴承 |
| 08:制动摩擦片-1 | 24:离合压片-1 | 40:两半圆固定圈 | 57:上钩轴 |
| 09:电器 | 25:离合摩擦片-1 | 41:限位开关 | 58:护链器 |
| 10:高压接触器 | 26:离合压套-1 | 42:导链架固定螺丝 | 59:链条 |
| 11:整流器 | 27:转子 | 43:出链盖板 | 60:链袋挂件 |
| 12:接线端子 | 28:离合压套-2 | 44:导链架 | 61:安全保护环链 |
| 13:卡轨 | 29:离合摩擦片-2 | 45:油堵 | 62:储链袋 |
| 14:制动齿轮 | 30:离合压片-2 | 46:转子轴承 | 63:环形链接环 |
| 15:制动器底板-1 | 31:链袋架螺栓 | 47:中间齿轮轴承 | 64:链条锁块 |
| 16:电磁制动器-2 | 32:齿轮箱体 | 48:中间齿轮1 | 65:上钩吊环 |
| | | 49:齿轮箱端盖螺丝 | 66:上钩螺母 |

PRODUCT STRUCTURE

产品结构表



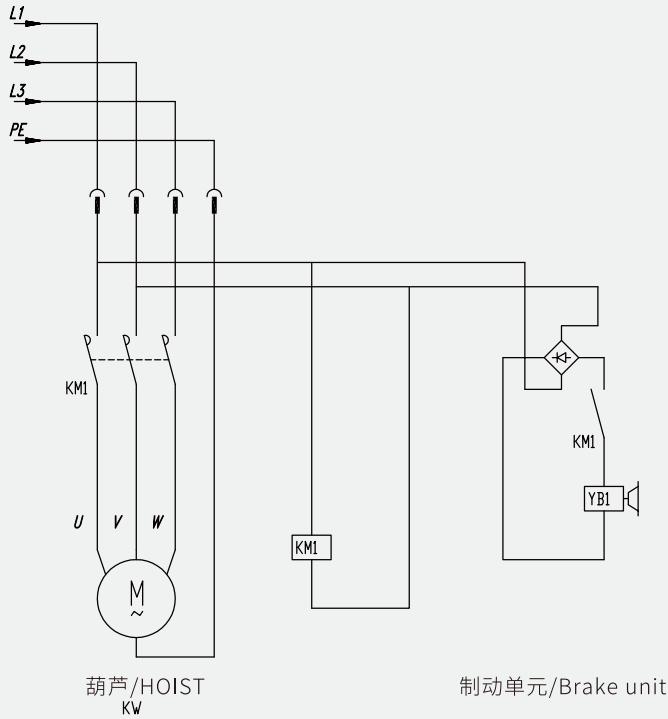
- | | | | |
|--------------------------------|------------------------------|---|-----------------------------|
| 01: electrical end cover screw | 17: brake adjusting sleeve | 33: load hook rubber sleeve A | 50: gearbox end cover |
| 02: electrical brake cover | 18: brake gear | 34: load hook rubber sleeve B | 51: output gear |
| 03: aviation plug | 19: brake friction disc-2 | 35: load hook side plate H4 | 52: middle gear 2 |
| 04: copper joint | 20: brake base plate-2 | 36: load hook | 53: middle gear |
| 05: clutch adjustment nut | 21: brake base | 37: safety latch | 54: rotor shaft |
| 06: DC brake | 22: circlip | 38: one-way thrust bearing | 55: sprocket |
| 07: adjustment spring | 23: bearing | 39: two semi-circle fixing rings
for the load hook | 56: sprocket bearing |
| 08: brake friction disc-1 | 24: clutch pressure plate-1 | 40: two half-circle retaining ring | 57: upper hook shaft |
| 09: electrical components | 25: clutch friction disc-1 | 41: limit switch | 58: chain guard |
| 10: high voltage contactor | 26: clutch pressure sleeve-1 | 42: chain guide fixing screw | 59: chain |
| 11: rectifier | 27: rotor | 43: chain out cover | 60: chain bag hanger |
| 12: terminals | 28: clutch pressure sleeve-2 | 44: chain guide | 61: safety protection chain |
| 13: DIN rail | 29: clutch friction disc-2 | 45: oil seal | 62: chain bag |
| 14: brake gear | 30: clutch pressure plate-2 | 46: rotor bearing | 63: link ring |
| 15: brake base plate-1 | 31: chain bag bracket bolt | 47: middle gear bearing | 64: chain locking block |
| 16: DC brake-2 | 32: gearbox | 48: middle gear 1 | 65: suspension ring |
| | | 49: gearbox end cover screw | 66: suspension nut |

ELECTRICAL WIRING DIAGRAM

电器线路图

直接控制-单刹 -3ph/High voltage directly control-single brake-3ph

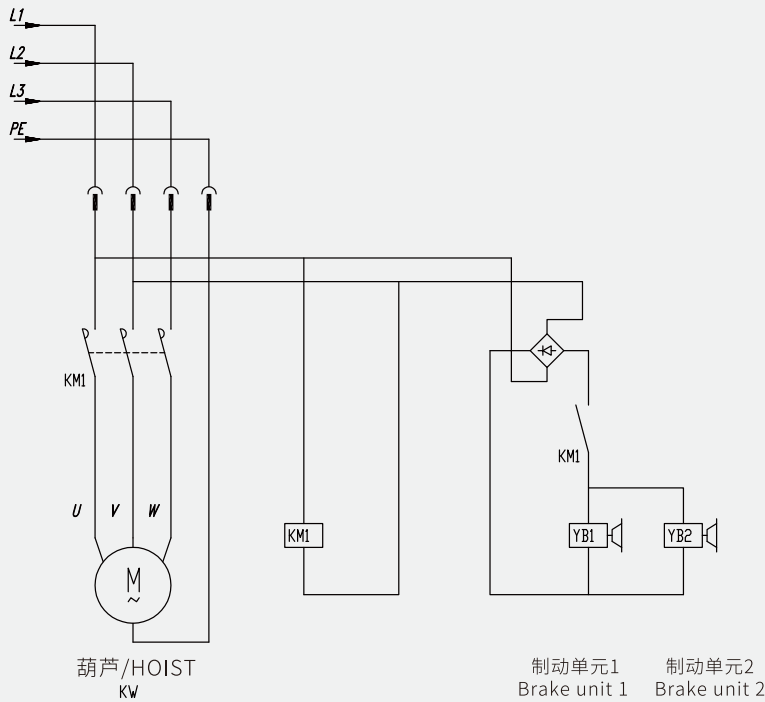
图5/Figure 5



注：不带限位/Note: without limit switch

直接控制-双刹 -3ph/High voltage directly control-double brake-3ph

图6/Figure 6



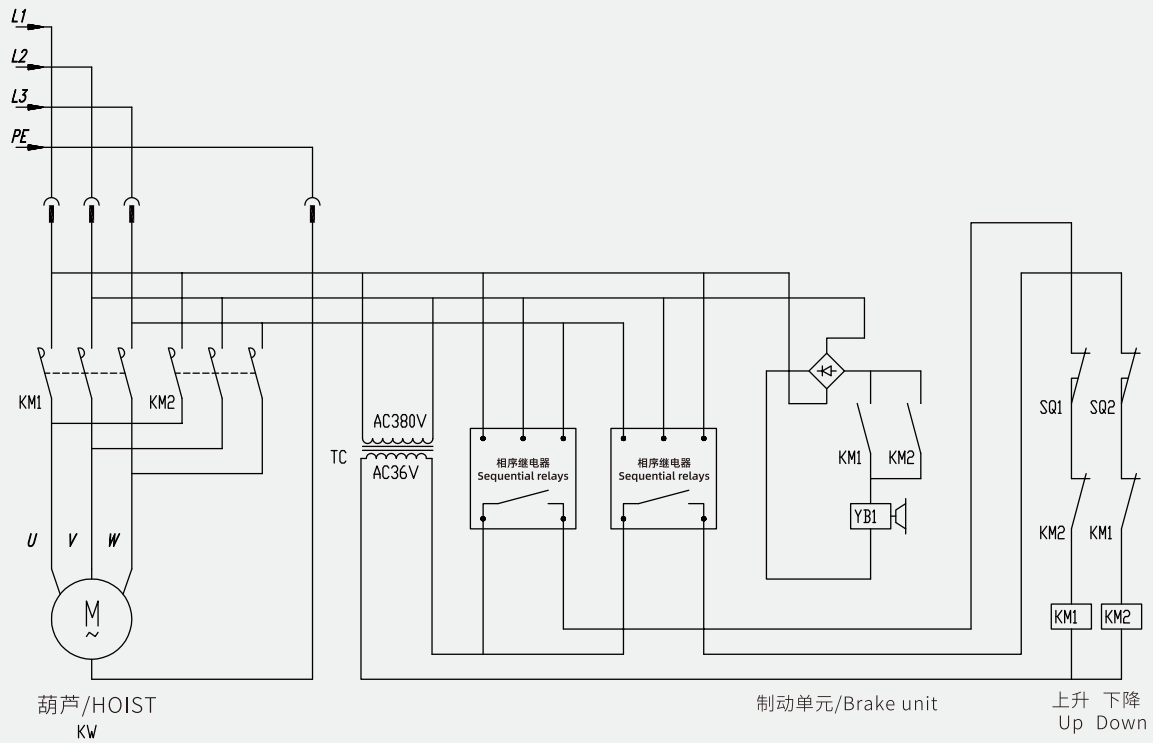
注：不带限位/Note: without limit switch

ELECTRICAL WIRING DIAGRAM

电器线路图

直接控制-单刹 -3ph/High voltage directly control-single brake-3ph

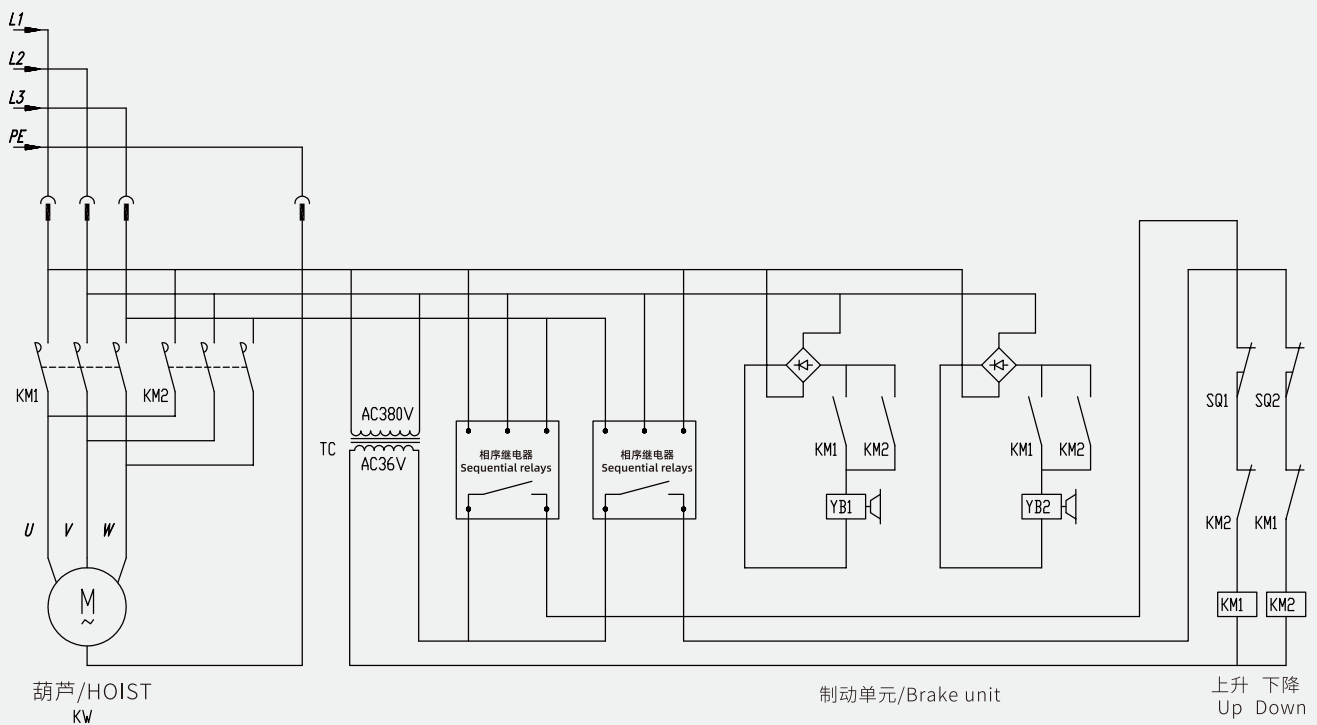
图7/Figure 7



注：带限位/Note: with limit switch

直接控制-双刹 -3ph/High voltage directly control-double brake-3ph

图8/Figure 8



注：带限位/Note: with limit switch

www.jdp.top

Tel: +86 13315233723 (Wechat number)

WhatsApp: +86 17332256769

admin@jdp.top

Manufacturer: JDP China Drive Systems Co., Ltd